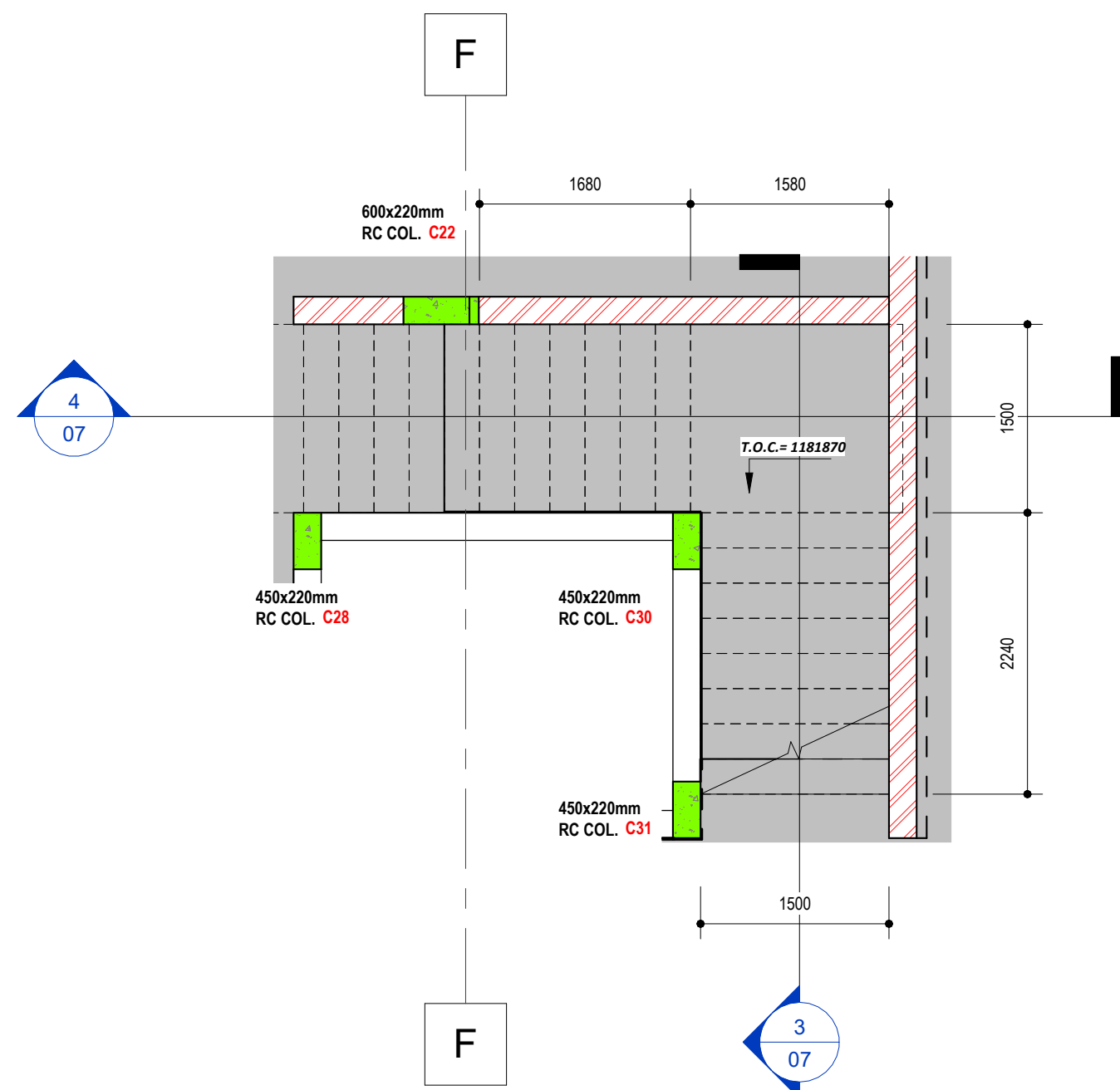
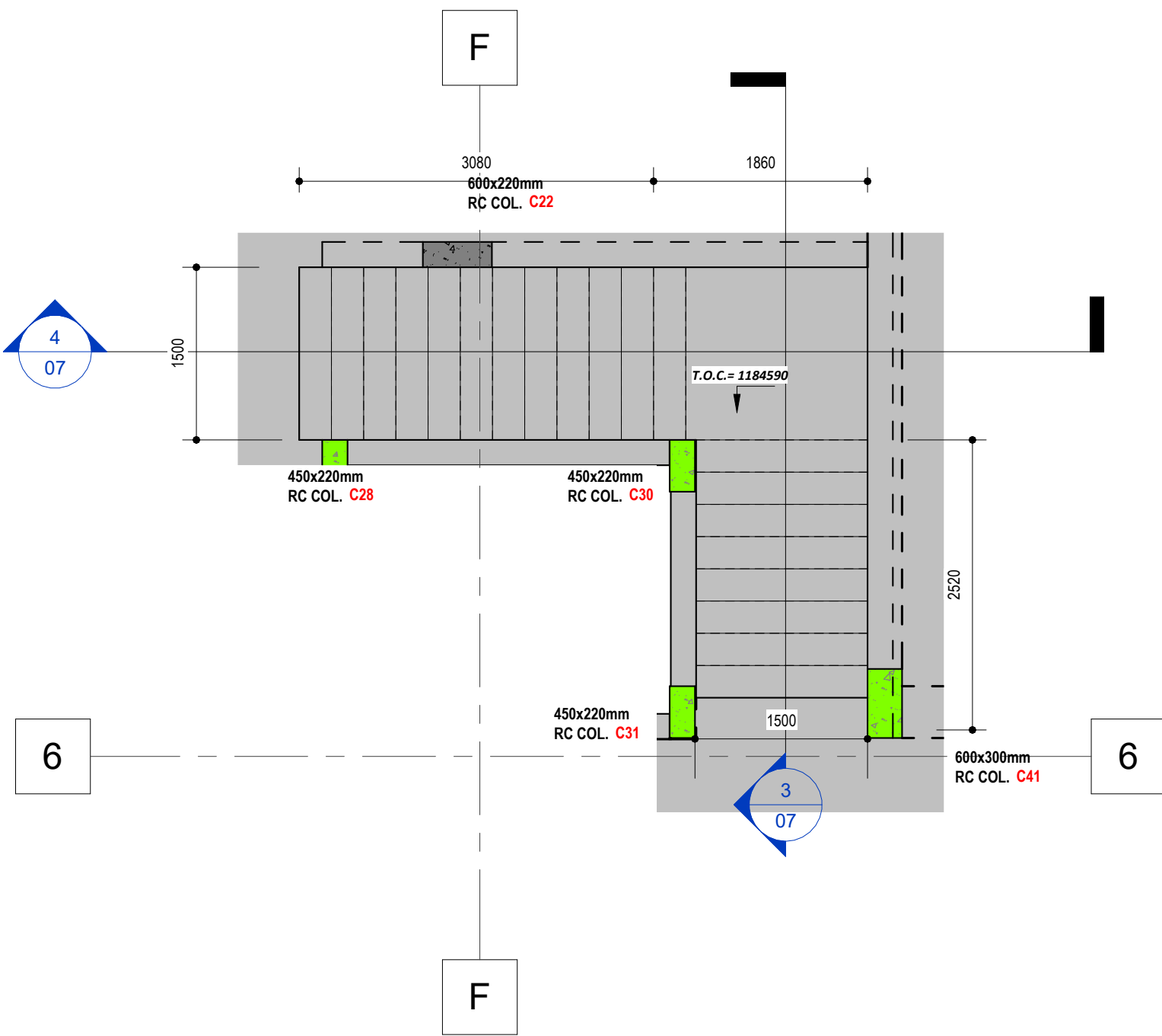


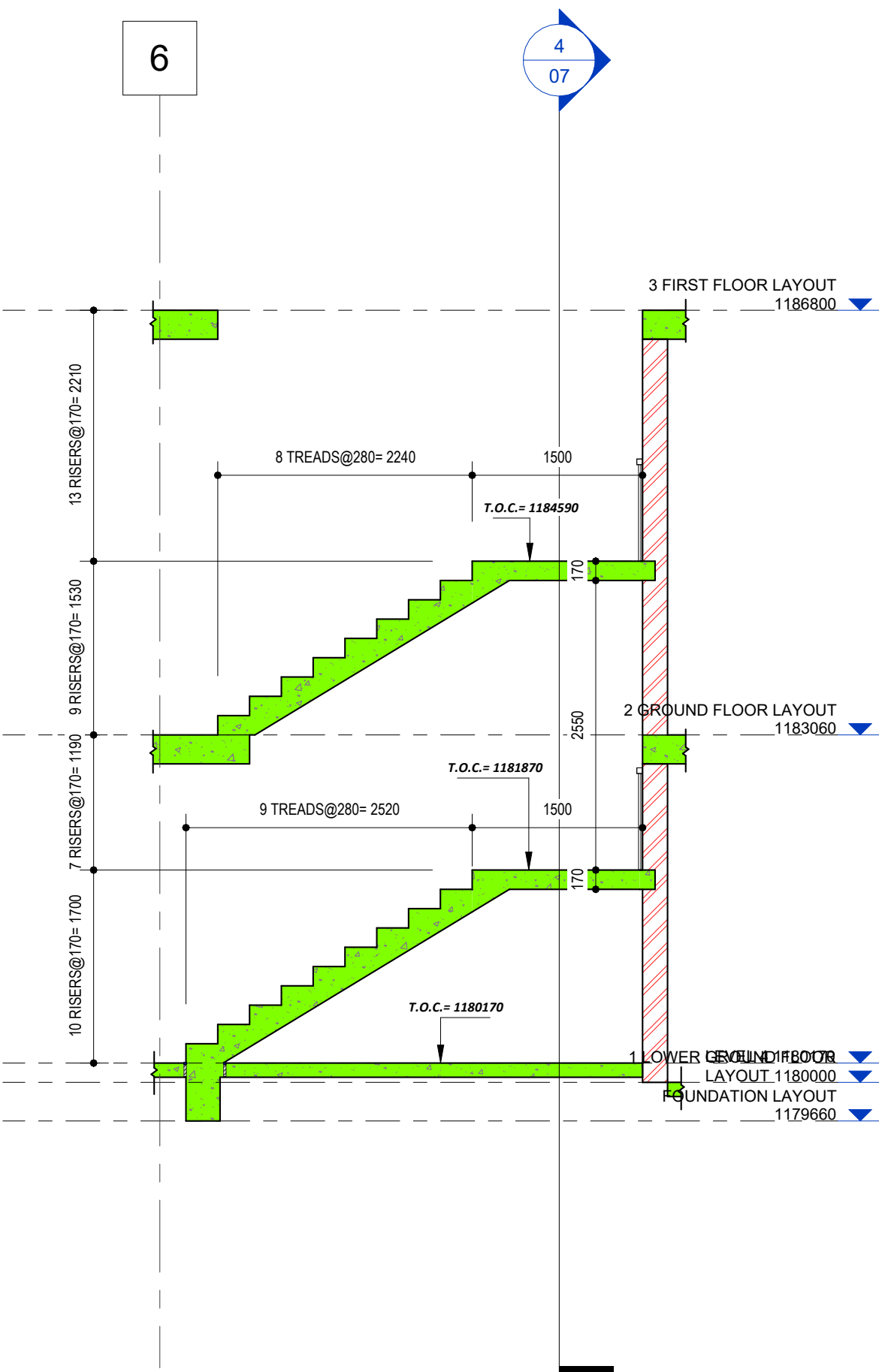
1 2 3 4 5 6 7 8 9 10 11 12 13 14 15 16



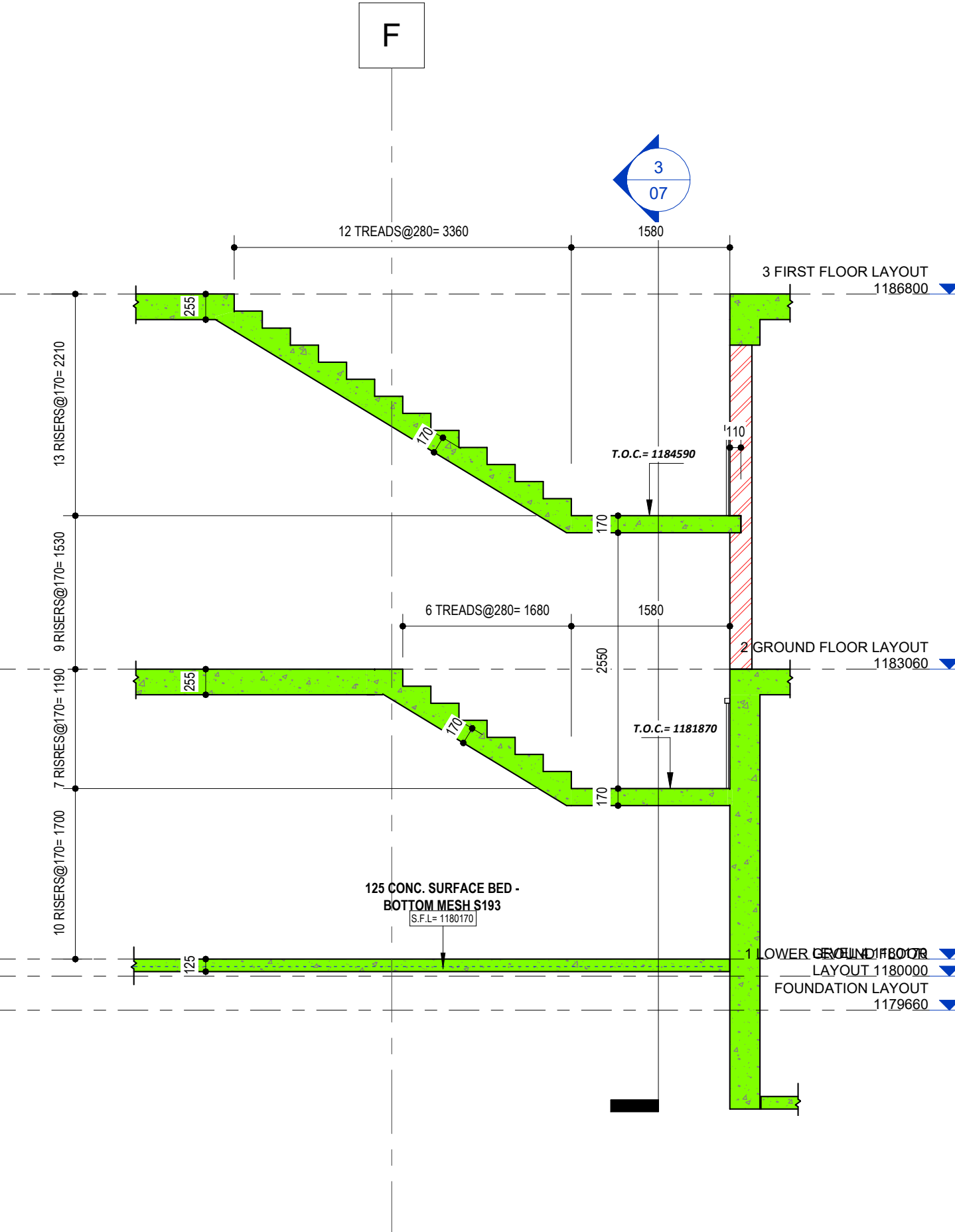
2 GROUND FLOOR LAYOUT - Callout 1
1 : 50



3 FIRST FLOOR LAYOUT - Callout 1
1 : 50



Section 9
1 : 50



Section 10
1 : 50

- GENERAL NOTES**
- ALL WORK TO BE CONSTRUCTED IN ACCORDANCE WITH NATIONAL BUILDING REGULATIONS, SABS 0100, SABS 1200 GB, GF & THE PROJECT SPECIFICATIONS.
 - DO NOT SCALE ANY DRAWINGS. WORK TO FIGURED DIMENSIONS ONLY.
 - ANY DISCREPANCIES ON THIS DRAWING TO BE BROUGHT TO THE ENGINEER'S ATTENTION PRIOR TO THE IMPLEMENTATION OF ANY WORK.
 - ALL COLUMNS ARE ON CENTRE LINES UNLESS SHOWN OTHERWISE. ALL LOAD BEARING BRICKWORK IS TO BE CONSTRUCTED USING 14MPa BRICKS.
 - THE CONTRACTOR IS TO MAINTAIN A FULL SET OF WORKING DRAWINGS ON SITE.
 - THE CONTRACTOR IS TO VERIFY ALL DIMENSIONS ON SITE.
 - ALL CONCRETE SIZES DO NOT INCLUDE FINISHES UNLESS NOTED OTHERWISE.
 - THIS DRAWING IS TO BE READ IN CONJUNCTION WITH ALL CONTRACT SPECIFICATIONS.
 - FOR RAINWATER DRIPS, CHAMFERS AND CONSTRUCTION JOINTS REFER TO ARCHITECT'S DRAWINGS UNLESS OTHERWISE SHOWN ON THIS DRAWING.
 - THE ENGINEER SHOULD BE GIVEN 48 HOURS NOTICE PRIOR TO ANY NECESSARY SITE INSPECTION.
- CONCRETE NOTES**
- ALL REINFORCED CONCRETE WORK TO COMPLY WITH THE LATEST REQUIREMENTS OF SABS 1200 OR AMENDMENTS THEREOF.
 - A SET OF THREE CUBES TO BE MADE PER MAJOR POUR AND TESTED AT 28 DAYS.
 - CONCRETE FINISHES AS SPECIFIED BY ARCHITECT.
 - ALL REINFORCEMENT IS TO BE INSPECTED BY THE ENGINEER PRIOR TO CASTING OF ANY CONCRETE.
 - ERECTION AND STRIPPING OF FORMWORK AND CURING OF CONCRETE TO BE STRICTLY TO SABS 1200 OR LATEST AMENDMENTS THEREOF.
 - THE CONTRACTOR IS RESPONSIBLE FOR MAINTAINING THE REINFORCEMENT IN THE CORRECT POSITION AT ALL TIMES.
 - T.O.C. DENOTES TOP OF CONCRETE LEVEL.
 - COVER TO CONCRETE REINFORCEMENT:
 - a) FOUNDATIONS 40mm
 - b) COLUMNS 25mm
 - c) BEAMS 25mm
 - d) SLABS 25mm
 - CONCRETE STRENGTH AT 28 DAYS:
 - COLUMNS - 30MPa
 - WALLS - 25MPa
 - BEAMS - 25MPa
 - SLABS - 25MPa
 - STAIRS - 25MPa
 - BASES - 25MPa
 - BLINDING - 10MPa

PROJECT MANAGER



CLIENT

NATIONAL HEALTH LABORATORY SERVICE



CONCEPT DRAWING	NAME	DATE
	SIGNATURE	DATE
TENDER DRAWING	NAME	DATE
	SIGNATURE	DATE
APPROVED FOR CONSTRUCTION	NAME	DATE
	SIGNATURE	DATE
AS-BUILT DRAWING	NAME	DATE
	SIGNATURE	DATE

DATE	DRAWN	DESIGNED	CHECKED
19.09.2023	G. MACHIPISA	R.G. MUSWERE	R.G. MUSWERE

DRAWING STATUS	INFORMATION
----------------	-------------

PROJECT TITLE	DISCIPLINE	JOB No.	DRAWING No.	ISSUE No.
NHLS NEW LABORATORY AND OFFICE	STRUCTURAL	BR_LHE0224	07	A

Rev.	Date	Description	BY	DRAWN	CHECKED



DRAWING TITLE
STAIRCASE DETAILS

PROJECT TITLE
NHLS NEW LABORATORY AND OFFICE

SCALE AT A0
1 : 50

DISCIPLINE
STRUCTURAL

DRAWING STATUS
INFORMATION

JOB No.
BR_LHE0224

ISSUE No.
A